

Research Journal of Pharmaceutical, Biological and Chemical Sciences

Pharmacology of an Endangered Medicinal Plant *Alpinia galanga* – A Review.

Raviraja Shetty G* and Monisha S.

Dept. of Plantation, Spices, Medicinal and Aromatic Crops, College of Horticulture, Mudigere, University of Agricultural & Horticultural Sciences, Shimoga, Karnataka, India.

ABSTRACT

Traditional system of medicinal consists of large number of plants with various medicinal and pharmacological importances and hence represents a priceless tank of new bioactive molecules. *Alpinia galanga* (Linn.) is one amongst these, found all over the world. It is commonly known as 'Kulanjan'. Different parts of this plant are traditionally claimed to be used for the treatment of anti-fungal, anti-tumor, anti-diuretic, disease of heart, rheumatic pains, dyspepsia, fever, diabetes etc. Therefore, the present review aimed to compile up to date and comprehensive information of *Alpinia galanga* with special emphasis on its photochemistry, various scientifically documented pharmacological activities, traditional and folk medicine uses along with its role in biofuel industry. The present review will highlight the chemical constituents and the pharmacological and therapeutic effects of *Alpinia galanga*.

Keywords: Kulanjan, Sugandha vacha, Rasna, *Alpinia galanga*, Pharmacology, Constituents.

*Corresponding author

INTRODUCTION

Medicinal plants and derived medicine are widely used in traditional cultures all over the world and they are becoming increasingly popular in modern society as natural alternatives to synthetic chemicals[1]. In the last few decades there has been an exponential growth in the field of herbal medicine. It is getting popularized in developing and developed countries owing to its natural origin and lesser side effects[2]. At the present juncture, the modern conventional healthcare is burdened with great problems of unsafe medicines, chronic diseases, resistant infections, auto immune disorders and degenerative disorders of ageing, despite great scientific advances. More than 70% of India's 1.1 billion Populations still use these non-allopathic systems of medicine [3]. India possesses almost 8% of the estimated biodiversity of the world with around 0.126% million species[4]. The World Health Organization (WHO) estimated that approximately 80% of world population relies mainly on traditional medicines, mostly plant drugs in their health care. Today, Ayurveda coexists with modern system of medicine, and is still widely used and practiced. About 30% of the currently used therapeutics is of natural origin[5]. *Alpinia galanga* is also known as Greater galangal in English and Kulanjan in Hindi. Most of the South Indian physicians of traditional Ayurveda and Siddha medicine system use *Alpinia galanga* to treat various kinds of disease including diabetes mellitus[6]. The optimum time for harvesting *Alpinia galanga* was determined in Kerala, India during 1995-1999. Treatments consisted of harvesting at 3 month-intervals from 6 to 48 months after planting. Harvesting the crop at 42 months after planting was the best for realizing maximum rhizome (45.4 t/ha) and oil (127.4 liters/ha) yields, and for obtaining oil of good quality (27.1% cineole [eucalyptol]). A substantial quantity of oil (127.4 liters/ha) was obtained from the roots (19.5 t/ha) 39 months after planting. The shoot yield (40.5 t/ha) and shoot oil yield (70.61 h/a) were highest at 18 months after planting. *A. galanga* reached a maximum height of 129.4 cm with more than 48 tillers per clump and 13 leaves per tiller in the experimental location [7].

In the last few decades there has been an exponential growth in the field of herbal medicine. It is getting popularized in developing and developed countries owing to its natural origin and lesser side effects. *Alpinia galanga* belongs to the family Zingiberaceae has been used traditionally for the treatment of eczema, bronchitis, coryza, morbili, pityriasis versicolor, otitis interna, gastritis, ulcers and cholera. The seed of *A galanga* is used for emaciation and to clean the mouth, stimulates the digestive power, appetite and as a purgative. The rhizome is generally used as a spice or source of essential oil. The flowers and young shoots are used as a vegetable or as a spice^[1]. *Alpinia galanga* contained flavonoids and volatile oils[8]-[29]. The previous studies showed that *Alpinia galanga* possessed many pharmacological activities, including antibacterial, antifungal, antiviral, Antiprotozoal[30]-[48], immunomodulatory, anti-oxidant effect, antidiabetic, antiplatelet, hypolipidemic and many other pharmacological effects. The objective of the present review is to highlight the chemical constituents and the pharmacological and therapeutic effects of *Alpinia galanga*.

Synonyms: *Amomum galangal*, *Alpinia viridiflora*, *Maranta galangal*, *Languas galangal*, *Languas vulgare*[49]

Common names: Sinhala - Aratta, Mahaaratta - Kaluwala; Indonesia - Langkuas (general); Malaysia - Lengkuas, Puar; Philippines - Languas (general), Pal-la (Mandaya); Burma, Myanmar - Padagogi; Cambodia - Rumdeng, Pras; Thailand - Kha, kha yuak(northern); Vietnam - Ri(eeF)ng; Tamil - Perarattai; Telugu - Peddadamparashtram; Marathi - Koshtkulayan; Malayalam - Arratta, peraratta.kol-inj; Gujarati - Kulinjan; Kanarese ; Kannada - Ditrnparrasm; Sanskrit and Urdu - Barakulanjar, Kulanjan; French - Galanga; English - Greater Galangal; Arabic - Kholinjan Kabeer[49].

TAXONOMY

Kingdom	- Plantae
Order	- Zingiberales
Family	- Zingiberaceae
Subfamily	- Alpinioideae
Tribe	- Alpinieae
Genus	- Alpinia
Species	- <i>A. galangal</i>

BOTANICAL DISTRIBUTION

Hindi - Kulanjan
Kannada- Dhumarasmī
Bengali - Kulingjan
Gujrati - Kulinjan
Malyalam - Arattha, Kol-inji, Pararatta
Tamil - Pera-rattai
Kannad - Dhoomraasmi
Telugu - Pedda-dhumpa
Marathi - Kulinjan
Sanskrit - Mahabaracach, Sugandha Vacha, Rasna
English - Greater galangal

GEOGRAPHICAL DISTRIBUTION

It is found in Indonesia, India, China, and Arabic gulf areas, Malaysia, Egypt and Sri Lanka. It grows in open sunny places, forests and brushwood. It is commonly cultivated in the mid and low-country in Sri Lanka[49]. The plant is distributed in Himalaya and Southern region of Western Ghats in India[50]. It is often cultivated in Konkan and North Kanara[51].

TRADITIONAL USE

Alpinia galanga has been used for the treatment of eczema, bronchitis, coryza, morbili, pityriasis versicolor, otitis interna, gastritis, ulcers, and cholera. The seed of *A galanga* is used for emaciation and to clean the mouth, stimulates the digestive power, appetite and acts as a purgative. The rhizome is generally used as a spice or source of essential oil throughout its distribution area. The flowers and young shoots are used as a vegetable or as a spice[49].

MORPHOLOGY

Alpinia galangal is commonly known as Greater galangal. Its root stocks are tuberous and slightly aromatic, Leaves are oblong-lanceolate, acute, glabrous, green above, paler beneath, with slightly callus white margins, sheaths are long and glabrous, ligules are short and rounded. Flowers greenish white, in dense flowered, 30 cm Panicles; bracts ovate lanceolate. Calyx tubular, irregularly 3-toothed. Corolla lobes oblong, claw green, blade white, striated with red, rather more than 1 cm long, broadly elliptic, shortly 2-lobed at the apex, with a pair of subulate glands at the base of the apex, with a pair of subulate glands at the base of claw. Fruit the size of the small cherry, orange red[52].

Physicochemical Parameters of *Alpinia galanga* %1

Ethanol extractive of rhizome 9.8-10.5 , water extractive of rhizome 11.3-13.6 , acid insoluble ash 3.8-5.8 , water soluble ash 4.3-5.9 and total ash 8.3-11.9.

CHEMICAL CONSTITUENTS

Many flavonoids were extracted from the plant, galangin (3, 5, 7-trihydroxyflavone) was the oldest flavonoid isolated from galangal root, it also contains alpinin. The rhizome also contains flavonoids, some of which have been identified as kaempferol, kaempferide, galangin, alpinin and quercetin(2-4)-1,8- epoxy-acethoxychavicol acetate, alpinin, kaempferide, 3-dioxy 4-methoxy flavone, pinene, camphor, pineol, galangin, (rS)-l'-acetoxychavicol acetate, (l'S)-l'-acetoxyeugenol acetate, 1'- acetoxychavicol acetate, 1'-acetoxyeugenol acetate , D-camphor, chavicol, chavicol acetate, 1,8-cineole, 3-hydroxy-l,8-cineole glucopyranosides, (1R,2R,4S), (1S,2S,4R)-trans- 2-hydroxy-1,8-cineole -D- glucopyranosides, (1R,3S,4S)- trans-3-hydroxy-l, 8-cineole -D-glucopyranoside, trans coniferyl diacetate, trans -p-coumaryl diacetate, di-(p-hydroxy-cis-styryl) methane, eugenol acetate, trans (3-faranesene, 7-hydroxy-3,5-dimethoxy flavone, 4-hydroxybenzaldehyde, 1'-hydroxychavicol acetate, p-hydroxycinnamaldehyde, isorhamnetin, kaempferol, kaempferol-4'-methylether, kaempferol-7'-methylether, methylcinnamate, methyleugenol, 3-carene, a-thu j ene a-pinene, p-pinene, camphene, myrcene, p-cymene, borneol, a-terpineol, 4- terpeneol, fenchyl acetate, bornyl acetate, a-humulene

and zerumbone. Two skeletal diterpenes, named galanga A and B, and 2 labdane type diterpenes, named galanolactone and (E)-(3,12-labdien-15,16-dial), were isolated from *A. galanga* together with (E)-B-epoxylabd-12-ene-15,16-dial. One of the pungent principle of *A. galanga* rhizome was isolated and identified as 1'-acetoxychavicol diacetate. Leaf oil contains mainly myrcene, B-ocimene, α -pinene, borneol, B-caryophyllene and B-bisabolene. Flower oil contains α -pinene, sabinene, limonene, α -phyllandrene, 1,8-cineole, linalool, terpinen-4-ol, α -terpineol, methyleugenol, α -patchoulene, caratol, α -caryophyllene, α -bergamotene, (E,E)- α -farnesene, nerolidol, α -bisabolol and benzyl benzoate. Fruits of *A. galanga* contain 1'-acetoxyeugenol acetate and 1'-acetoxychavicol acetate. Seed contains 1'-acetoxyeugenol acetate, 1'-acetoxychavicol acetate, caryophyllene oxide, caryophyllenol I, caryophyllenol H, pentadecane, 7-heptadecane, fatty acid methyl esters, galanga A, B, (E) and 8,17-epoxylabd-12-ene-15,16-diol

PHYTOCHEMISTRY

Chemical investigations of the *Alpinia galanga* reported the isolation of galangoflavonoid from the rhizomes by column chromatography and eluted with ethyl acetate:methanol (9:1) to yield a compound, galangoflavonoid (AG 11) and the structure of the compound was elucidated by various spectral techniques (UV, IR, ¹H NMR, ¹³C NMR, and MS)[53]. 1'-S-1'-acetoxychavicol acetate (ACE) was isolated from the rhizomes of *Alpinia galanga*[54]. Nine known phenylpropanoids and hydroxybenzaldehyde (1'-S-1'-acetoxychavicol acetate and 1'-S-1'-acetoxyeugenol acetate) were isolated from the rhizome of *Alpinia galanga*[55]. Four isomers of acetoxycineoles (trans and cis)-2- and 3-acetoxy-1, 1, 8-cineoles from the isolated plant of rhizome. Their structures were confirmed by comparing the retention indices by GC and the mass spectra with those of synthesized compound[56]. 1'-acetoxychavicol acetate (galangal acetate) from rhizome of *Alpinia galanga* isolated and identified. The identification was done by the Gas Chromatography Analysis[57]. B-Sitosterol diglucoside (AG-7) and β -sitosterol Arabinoside (AG-8), isolated from the rhizome of *Alpinia galanga* and characterized by their spectral value[58].

The phenylpropanoids (4,4'[2E,)-bis(prop-2-ene)-1, 1'-diphenyl-7, 7'-diacetate) were isolated by the Silica gel and Sephadex LH-20 column chromatography and spectroscopic techniques were employed to elucidate their structures.[59]. Three hydroxy-1,8-cineole glucopyranosides, (1R, 2R, 4S)- and (1S, 2S, 4R)-trans-2-hydroxy-1,8-cineole β -D-glucopyranoside, and (1R, 3S, 4S)-trans-3-hydroxy-1, 8-cineole β -D-glucopyranoside, which are possible precursors of acetoxy-1,8-cineole, from the rhizome of the *Alpinia galanga* were isolated and identified. Their structures were analyzed by FAB-MS and NMR spectrometry, and the absolute configuration of each aglycone was determined by using a GC-MS analysis with a capillary column coated with a chiral stationary phase. The composition of the diastereomers of (1R, 2R, 4S)- and (1S, 2S, 4R)-trans-2-hydroxy 1,8-cineole β -D-glucopyranosides in the rhizome was determined as 3:7 by GC after preparing the trifluoroacetate derivatives of the glycosides[60]. The identification of these endophytes was based on their morphology and amino acid composition of the whole sp. With the remainder belonging to *Nocardia* sp., *Microbispora* sp., *Micromonospora* sp. Eight isolated were unclassified and 14 were lost during subculture[62]. Antimicrobial diterpene was isolated from the rhizome of *galanga*. Its structure was elucidated from by spectral data and identified as (E) epoxylabd-12-ene-15, 16-dial

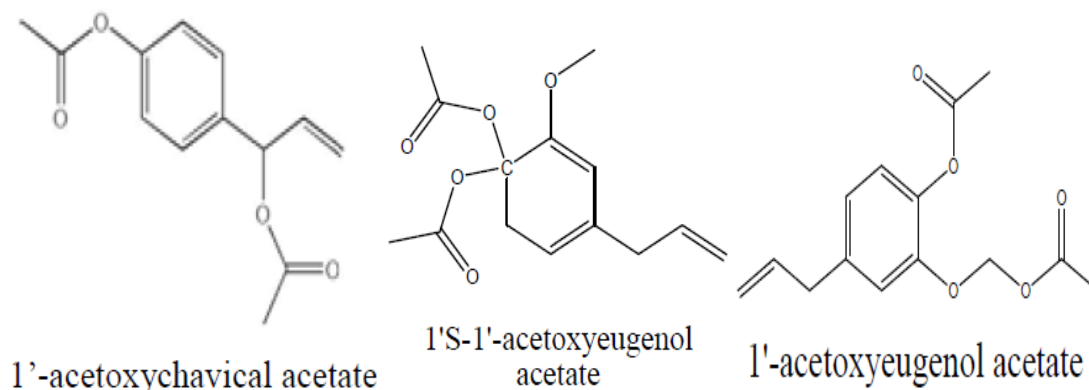


Figure 1: Chemical structure of 1'-acetoxychavicol acetate, 1'-acetoxyeugenol acetate and 1'-S-1'-acetoxyeugenol acetate

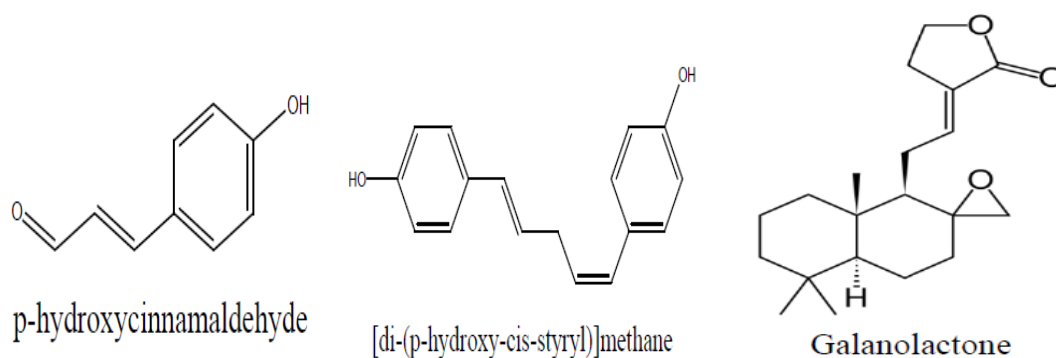


Figure 2: Chemical structure of p-hydroxycinnamaldehyde, [di-(p-hydroxy-cis-styryl)]methane and Galanolactone

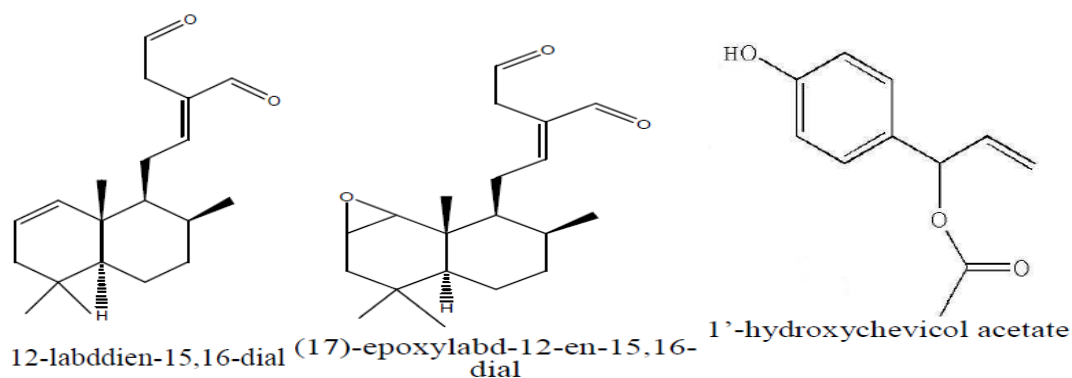


Figure 3: chemical structure of 12-labddien-15,16-dial, (17)-epoxylabd-12-en-15,16-dial and 1'-hydroxychevicol acetate

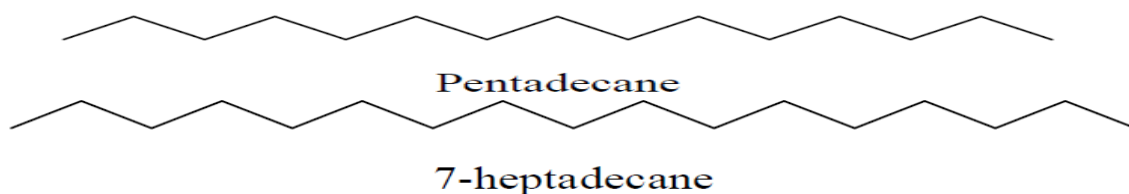


Figure 4: chemical structure of Pentadecane and 7-heptadecane

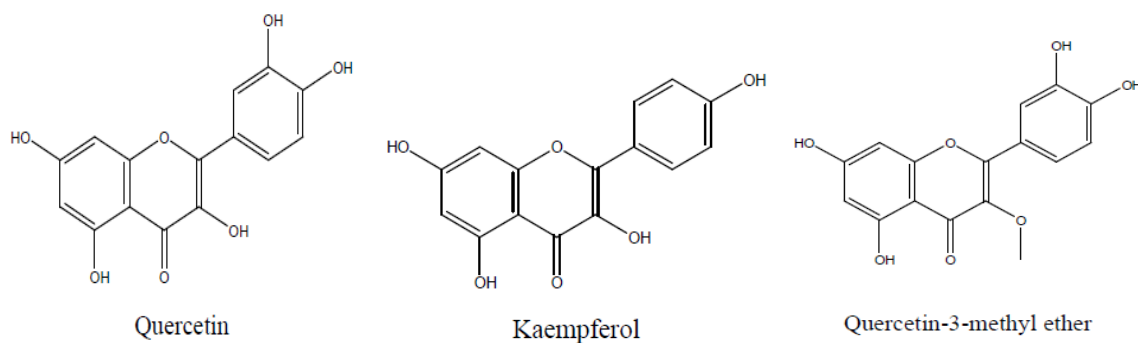


Figure 4: chemical structure of Quercetin, Kaempferol and Quercetin-3-methyl ether

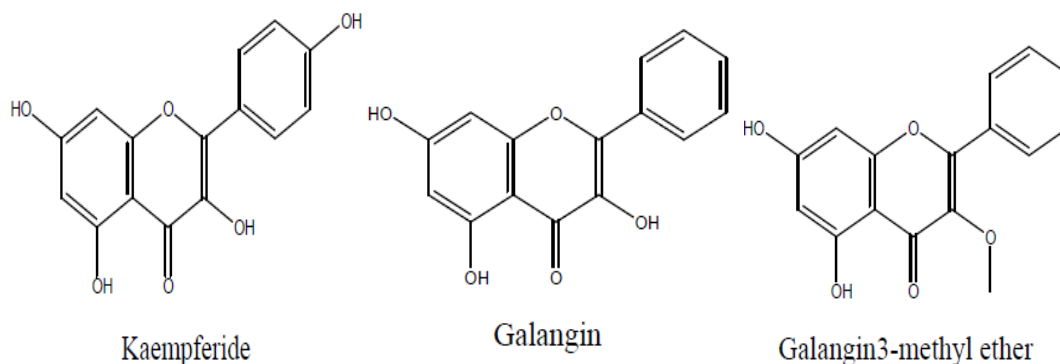


Figure 5 : chemical structure of Kaempferide, Galangin and Galangin-3-methyl ether

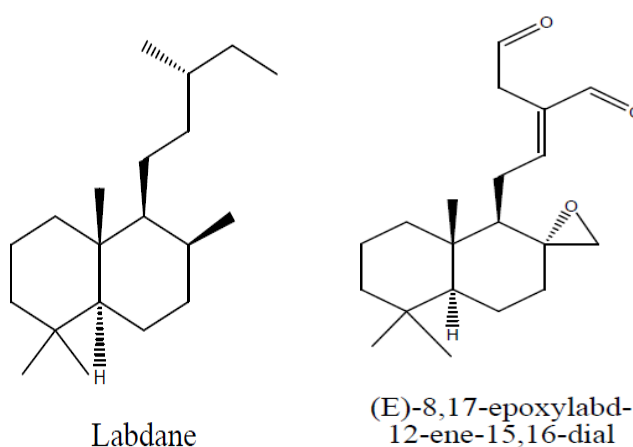


Figure 6 : chemical structure of Labdane and (E)-8,17-epoxylabd-12-ene-15,16-dial.

BIOLOGICAL AND PHARMACOLOGICAL ACTION

During past several year years, *Alpinia galanga* is gaining lot of interest according to researchers' point of view. Recently many pharmacological studies have been conducted on *Alpinia galanga*. A summary of the findings of these studies performed is presented below:

ANTIMICROBIAL ACTIVITY

The ether and ethyl acetate extracts were screened for their antibacterial activity in vitro against different multi-resistant Gram positive and Gram negative bacteria isolated from hospitalized patients. *Alpinia galanga* showed the best activity; its ether extract was more potent than the ethyl acetate extract. Both types of extracts of *Alpinia galanga* had significant effects on *Staphylococcus aureus* and *Klebsiella pneumonia*[65]. An antimicrobial diterpene, was isolated from *Alpinia galanga*. Antifungal activity from the competition for incorporation of unsaturated fatty acids in cell growth. Antifungal activity was reversed by unsaturated fatty acids. *Alpinia galanga* a medicinal plant used to treat colic, dysentery, food poisoning and skin diseases[66]. Endophytic actinomycetes activity of from roots of *Alpinia galanga* against phytopathogenic fungi and tested against *Candida albicans* and phytopathogenic fungi, *Colletotrichum musae* and *Fusarium oxysporum*, The strain identified as *Streptomyces aureofaciens* cmuac130 was the most effective in antifungal activity amongst those investigated[67]. Antimicrobial activity of essential oils from fresh and dried rhizomes of *Alpinia galanga* was investigated. The essential oils from dried *A. Galanga* rhizomes were more effective against the tested microorganisms, *Staphylococcus aureus*, *Bacillus subtilis*, *Streptococcus faecalis* [*Enterococcus faecalis*], *Escherichia coli*, *Proteus vulgaris*, *Salmonella enteritidis*, *Saccharomyces cerevisiae* and *Aspergillus niger*, (the MIC values ranged from 1.25 to 12,5 micro l/ml) than the fresh ones (2.5- 20 micro l/ml). The drying method affected the antimicrobial activity[68]. The antifungal activities of aroma components from *Alpinia galanga*

against some fungi in the Saprolegniaceae was studied. The toxicity to goldfish (*Carassius auratus*) and platyfish (*Xiphophorus maculatus*) was also investigated. *Saprolegnia parasitica* NJM 8604, *S. Diclina* NJM 0236, *Achlya bisexualis* NJM 9905, *A. Diffusa* NJM 0011, and two isolates (NJM 9701 and NJM 0219) of *Aphanomyces piscicida* were used in this study. The fungistatic concentrations of linalool, geranyl acetate and 1,8-cineole against the hyphae of the strains used were 2000 to 500, 2500 to 250 and 5000 to 3000 micro g/ml, respectively, while the fungicidal concentrations of each chemical against the strains were 1250 to 1000, over 2000 and 4000 to 2000 micro g/ml[69]. A study reports a case of localized contact dermatitis and subsequently generalized erythema multiforme-like eruptions after topical application of herbal remedies [Taiwan]. Patch tests showed there was an allergen in fresh and dried *Alpinia galangal*. The patient, a 54-year-old woman, had used a preparation containing dried *A. Galanga* as a liniment for her chronic low back and neck pain. Erythema multiforme-like generalized allergic contact dermatitis caused by *Alpinia galangal*[70]. The ethanol extracts of the Zingiberaceae family *Alpinia galanga* (galangal) were evaluated for antimicrobial action on *Staphylococcus aureus* 209P and *Escherichia coli* NIHJ JC-2 by using an agar disc diffusion assay. The galangal extract had the strongest inhibitory effect against *S. Aureus*[71]. Crude ethanolic extracts of *Alpinia galanga* rhizomes (Zingiberaceae) were tested against selected zoonotic dermatophytes (*Microsporum canis*, *Microsporum gypseum* and *Trichophyton mentagrophyte*) and the yeast-like *Candida albicans*. A broth dilution method was employed to determine the inhibitory effect of the extracts and compared to those of ketoconazole and griseofulvin[72]. Anti-plasmid activity of 1'-acetoxychavicol acetate from *Alpinia galanga* against multi-drug resistant bacteria was reported. They said that the crude acetone extract of the rhizomes of *Alpinia galanga* exhibited anti-plasmid activity against *Salmonella typhi*, *Escherichia coli* and vancomycin resistant *Enterococcus faecalis* with an efficiency of 92%, 82% and 8% respectively at 400 micro g/ml SIC[73]. Antimicrobial activity of various extracts of *Alpinia galanga* were screened against the common food borne bacteria such as *Escherichia coli*, *Salmonella enteritidis*, *Clostridium perfringens*, *Staphylococcus aureus*, *Campylobacter jejuni*, *Bacillus cereus* and fungi such as *Saccharomyces cerevisiae*, *Hansenula anomala*, *Mucor mucedo*, *Candida albicans* using disc diffusion method. All the extracts showed significant antibacterial and antifungal properties[74]. Antimicrobial potential of variety of extraction of *Alpinia galanga* extract such as hexane, ethyl acetate, ethanol and the essential oil respectively that against swine pathogenic bacteria composed of *Escherichia coli* ATCC, *Staphylococcus aureus* ATCC, *Salmonella typhimurium* ATCC, *Salmonella enteritidis* and *Pasteurella multocida* was studied. The results showed that essential oil of *Alpinia galanga* has the best antibacterial and bactericidal activities with minimum inhibition concentration (MIC) and minimum bactericidal concentration (MBC) to *Escherichia coli* ATCC, *Staphylococcus aureus* ATCC, *Salmonella typhimurium* ATCC and *Salmonella enteritidis* at 8 mg/cc and to *Pasteurella multocida* at 16 mg/cc[75]. Hexane, ethyl acetate, acetone or methanol extract of the rhizome of *Alpinia galanga* shows the Anti-*Phytophthora capsici* activities and potential use as antifungal in agriculture of *Alpinia galanga*. The studies were conducted to investigate the antifungal activity and their potential use as fungicides in agriculture of crude extracts and purified compounds derived from plants used *Alpinia galanga* were selected and percolated. The extracts were purified and elucidated their chemical structures. Disc mycelial growth inhibition was applied in order to determine their anti *Phytophthora capsici* activity and a field study was conducted in Thailand to determine their potential use in controlling fungal infection in chili plants compared to commercial fungicides such as captan and control *Trichoderma virens*. All crude extracts inhibited mycelial growth of the fungus and had similar efficacy. The ED90 was equal to 300 ppm[76].

ANTIINFLAMMATORY

Antiallergic principles from *Alpinia galanga* rhizome was reported. The 80% aqueous acetone extract of the rhizomes of *Alpinia galanga* was found to inhibit release of beta -hexosaminidase, as a marker of antigen-ige-mediated degranulation in RBL-2H3 cells[77]. Evaluation of the anti-inflammatory potential of rhizome of *Alpinia galanga* Linn. Was carried out. The anti-inflammatory properties of total alcoholic extract (TAE) and total aqueous extract (TAQ) from *Alpinia galanga* rhizomes were evaluated in acute (carrageenan-induced paw oedema; M1) and sub-acute (cotton-pellet-induced granuloma; M2) rat models[78]. The Anti-inflammatory and analgesic activity of the topical preparation of *Alpinia galanga* wild from methanolic extract was reported. The anti-inflammatory activity was evaluated against Carrageenan-induced oedema in rats and in a formalin test. Piroxicam gel and methyl salicylate ointment were studied as positive controls for anti-inflammatory and analgesic activities, respectively. The degree of inhibition of oedema by preparations containing the extract at 1-5% w/w significantly varied from that of the control. The anti-inflammatory effect of SN at 4-5% was similar to the effect of Piroxicam gel at 3 h after Carrageenan injection[79]. Antidiabetic and anti-inflammatory activities from the phenolic and methanolic extract of rhizome of *Alpinia galangal* was

reported[80] . The effects of *p*-hydroxycinnamaldehyde from *Alpinia galanga* acetone extracts on human chondrocytes was reported. Osteoarthritis (OA) is the most common form of arthritis and affects millions of people worldwide. Patients have traditionally been treated with non-steroidal anti-inflammatory drugs (nsaids), but these are associated with significant side effects [81].

HEPATOTOXICITY

The Paracetamol hepatotoxicity in rats treated with crude extract of *Alpinia galanga* was reported. This study was conducted to observe the hepatoprotective effect of the crude extract of *Alpinia galanga* at 200 and 400 mgkg⁻¹ against paracetamol induced hepatotoxicity in rats [82].

ANTI- HIV

Anti human immunodeficiency virus type 1 replication by blocking Reverse Transport from 1'S-1' acetoxychavicol acetate isolated from *Alpinia galanga* rhizomes extract[83].

IMMUNOMODULATOR

Study reported Immunostimulating activity of the hot water-soluble polysaccharide extracts of *Alpinia galanga*. *Alpinia galanga* (L.) Willd. (family Zingiberaceae) were tested for their immunostimulating activity in mice[84].

ANTI DIABETIC

Hypoglycaemic activity of *Alpinia galanga* rhizome and its extracts in rabbits the investigation was carried out to study effects of *Alpinia galanga* rhizome on blood glucose levels. In normal rabbits, powdered rhizome and its methanol and aqueous extracts significantly lowered the blood glucose[85]. Antidiabetic and anti-inflammatory activities from the phenolic and methanolic extract of rhizome of *Alpinia galanga* was reported[80].

ANTI-OXIDANT

A study of Antioxidant activities and antioxidative components in extracts of *Alpinia galanga* (L.) & it states 50% ethanol in water was studied for its antioxidant activity and composition in comparison with two other samples based on a water extract and the essential oil. The antioxidant activities were determined using the 2,2-diphenyl-1-picrylhydrazyl (DPPH) and oxygen radical absorbance capacity (ORAC) methods. The ethanolic extract showed the highest DPPH free radical scavenging ability as well as the highest ORAC value when compared to the water extract and the essential oil[87]. The antioxidant activity of methanol extracts of *Alpinia galanga* leaves were evaluated for total phenolic content was studied. The AOA were investigated using 1,1-diphenyl- 2 picrylhydrazyl (DPPH), reducing power (RP), ferrous ion chelating as well as beta – carotene bleaching assays. They also said *Alpinia galanga* leaves and flowers showed highest chelating and beta -carotene bleaching abilities. Extracts from *Alpinia galanga* flowers showed the largest zone of inhibition of *Micrococcus luteus*. Only the extract from *Alpinia galanga* rhizome showed antifungal activity toward *Aspergillus niger*. The antimicrobial activities were screened by using disc diffusion method[88].

ANTI-ULCER

A study reported Gastric antisecretory, antiulcer and cytoprotective properties of ethanolic extract of *Alpinia galanga* Willd. In rats. They said rhizomes of *A. Galanga* are used widely in Arabian and Unani systems of medicine to treat stomach disorders. The ethanolic extract also significantly reduced gastric secretion and showed marked cytoprotective activity; it is suggested that these properties may be responsible for the antiulcer activity of *Alpinia galanga*[89]. A study reported treatment on cytological and biochemical changes induced by cyclophosphamide in mice by the effect of *Alpinia galanga* from the ethanolic extract. The rhizomes of *Alpinia galanga* are used as a spice and in traditional medicine to treat dyspepsia, gastralgia, sea sickness, and abdominal colic, and as an antiinflammatory, antineoplastic, digestive and tonic[90].

Lethal and antifeedant substance from rhizome of *Alpinia galanga* Sw. (Zingiberaceae). Extracts from *A. Galanga* showed insecticidal activity and were screened further to isolate the active compound. The active

compound was identified as 1'-acetoxychavicol acetate, which had a molecular formula of C₁₃H₁₄O₄. Several Zingiberaceae species were screened for compounds which show insecticidal effects. Extracts from rhizomes of *Alpinia galanga* were tested as an antifeedant[91].

TRADITIONAL USES OF *Alpinia galanga*

The rhizome of the plant is used as carminative, digestive tonic, anti-emetic, anti-fungal, antitumor, Anti-helminthic, anti-diuretic, anti-ulcerative, anti-dementia⁵. The extract of rhizome shows anti-tubercular activity, hypothermia, bronchial catarrh, tonic, stomachic and stimulant [50]. It is also used as pungent, bitter, heating, stomachic, improve appetite, disease of heart, aphrodisiac tonic, expectorant, use in heal, ache, lumbago, rheumatic pains, chest pain, diabetes, burning of liver, kidney disease, disinfectants[92]. The rhizome is also used as anti-microbial, anti-bacterial, anti-inflammatory and flavouring agent[94]. The seeds are used as cardiotoxic, diuretic, hypotonic, gastric lesions, antiplatelet, anti-tumor, anti-fungal [95]. The tubers of this plant is used as carminative, irritant action, whooping cough in children, bronchitis, anti-asthma, dyspepsia, fever and diabetes mellitus [96].

CONCLUSION

The extensive literature survey revealed that *Alpinia galanga* is important medicinal plant with diverse pharmacological spectrum. The plant shows the presence of many chemical constituents which are responsible for varied pharmacological and medicinal property. The evaluation needs to be carried out on *Alpinia galanga* in order to uses and formulation of the plant in theirpractical clinical applications, which can be used for the welfare of the mankind.

REFERENCE

- [1] Ben-Erik Vanwyk, Micheal Wink. Medicinal Plant of The World. Edition I, (7), Published by Briz , South Publication Africa, 43, 2009.
- [2] BV Patel. A Report of The Seminar on, Herbal Drugs: Present Status and Future Prospects, Perd Centre, Ahmedabad,2001.
- [3] Thomas Paul, A Devasagayam, Recent Advances in Indian Herbal Drug Research Radiation Biology and Health Sciences Division, Bhabha Atomic Research Centre, Mumbai, 2006.
- [4] B. Jain, C. Jitendra Kumane, S. Sheetal Bhattacharya. Medicinal flora of Madhya Pradesh and Chattisgarh – A Review Indian Journal of Traditional Knowledge, 5 (2), 237-242, 2006.
- [5] "Research Guidelines for Evaluating the Safety and Efficacy of Herbal Medicines", World Health Organization, Regional office for the Western Pacific, Manila, 1-2, 1993.
- [6] Shivkanya Jaju, Nitin Indurwade, Dinesh Sakarkar, Neeraj Fuloria, Mohamad Ali, Isolation of galangalloside from rhizomes of *Alpinia galanga*, *International Journal of Green Pharmacy*, 2009, 3 (2), 144-147.
- [7] PP. Joy, J. Thomas, S. Mathew, BP. Skaria, Historical Perspective of Traditional Indigenous Medical Practices: The Current Renaissance and Conservation of Herbal Resources, *Journal of Medicinal and Aromatic Plant Sciences*, 23 (3), 341-343 , 2001.
- [8] Jain, AP., Pawar, RS., Lodhi, S., and Singhai, A.K. Immunomodulatory and anti-oxidant potential of *Alpinia galanga* Linn. rhizomes. *Pharmacognosy Communications*, 2(3), 30-37, 2012.
- [9] Jirovetz, L., Buchbauer, G., Shafi, MP., & Leela, NK. Analysis of the essential oils of the leaves, stems, rhizomes and roots of the medicinal plant *Alpinia galanga* from southern India. *Acta Pharmaceutica-Zagreb-*, 53(2), 73-82, 2003.
- [10] Ciolino, HP., & Yeh, GC. The flavonoid galangin is an inhibitor of CYP1A1 activity and an agonist/antagonist of the aryl hydrocarbon receptor. *British journal of cancer*, 79(9-10), 1340, 1999.
- [11] Scheffer, JJC Analysis of essential oils by combined liquid-solid and gas-liquid chromatography .Doctoral dissertation, Rijksuniversiteit te Leiden, 1978.
- [12] De Pooter, HL., Omar, MN., Coolsaet, BA., & Schamp, NM. The essential oil of greater galanga (*Alpinia galanga*) from Malaysia. *Phytochemistry*, 24(1), 93-96, 1985.
- [13] World Health Organization. Regional Office for the Western Pacific. Essential Medicines and Health Products. *Medicinal Plants in Viet Nam* (No. 3). 1990.
- [14] Yang, X., & Eilerman, RG. Pungent principal of *Alpinia galanga* (L.) Swartz and its applications. *Journal of agricultural and food chemistry*, 47(4), 1657-1662, 1999.

- [15] Mori, H., Kubota, K., & Kobayashi, A. Potent aroma components of rhizomes from *Alpinia galanga* Willd. L. *Journal of the Japanese Society for Food Science and Technology (Japan)*, 42(12), 989-995, 1995.
- [16] Farnsworth, NR., & Bunyapraphatsara, N. Antibacterial activity of Thai herbal extracts on acne involved microorganism *N. Thai medicinal plants: recommended for primary health care system*. Medicinal Plant Information Center, 1992.
- [17] Someya, Y., Kobayashi, A., and Kubota, K. Isolation and identification of trans-2- and trans-3-hydroxy-l, 8-cineole glucosides from *Alpinia galanga*. *Bioscience Biotechnology and Biochemistry*, 65(4), 950-953, 2001.
- [18] Kubota, K., Someya, Y., Yoshida, R., Kobayashi, A., Morita, T. I., & Koshino, H. Enantiomeric Purity and Odor Characteristics of 2- and 3-Acetoxy-1, 8-cineoles in the Rhizomes of *Alpinia galanga* Willd. *Journal of agricultural and food chemistry*, 47(2), 685-689, 1999.
- [19] Kubota, K. Acetoxy-l, 8-cineoles as aroma constituents of *Alpinia galanga* Willd. *Journal of Agricultural and Food Chemistry*, 46(12), 5244-5247, 1998.
- [20] Arawwawala, L. D., Arambewela, L. S. R., and Owen, N. L. The essential oil of *Alpinia galanga* from Sri Lanka. Sri Lanka Association for the Advancement of Science, Proceedings of the 59th Annual Session 232, 2003.
- [21] Itokawa, H., Morita, H., Sumitomo, T., Totsuka, N., & Takeya, K. Antitumour principles from *Alpinia galanga*. *Planta medica*, 53(01), 32-33, 1987.
- [22] Barik, BR., Kundu, AB., & Dey, AK. Two phenolic constituents from *Alpinia galanga* rhizomes. *Phytochemistry*, 26(7), 2126-2127, 1987.
- [23] Morita, H., and Itokawa, H. New diterpenes from *Alpinia galanga*. *Chemistry letters*, 7, 1205-1208, 1986.
- [24] Matsuda, H., Pongpiriyadacha, Y., Morikawa, T., Ochi, M., & Yoshikawa, M. Gastroprotective effects of phenylpropanoids from the rhizomes of *Alpinia galanga* in rats: structural requirements and mode of action. *European journal of pharmacology*, 471(1), 59-67, 2003.
- [25] Lee, CC., & Houghton, P. Cytotoxicity of plants from Malaysia and Thailand used traditionally to treat cancer. *Journal of ethnopharmacology*, 100(3), 237-243, 2005.
- [26] Matsuda H. Antiallergic principals from *Alpinia galanga*: Structural requirements of phenylpropanoids for inhibition of degranulation and release of TNF- α and IL-4 in RBL-2H3 cells. *Journal of Bioorganic & Medicinal Chemistry Letters*, 13, 3197-3202, 2003.
- [27] Charles, DJ., Simon, JE., and Singh, NK. The essential oil of *Alpinia galanga* Wild. *Journal of Essential Oil Research*, 4(1), 81-82, 1992.
- [28] Syamasundar, KV., Ramesh, S., Chandrasekhara, RS., Kumar, S., Kukreja, AK., Dwivedi, S., & Singh, AK. Volatile constituents of *Alpinia galanga* flower oil. In *Journal of Medicinal and Aromatic Plant Sciences*, 22(1B), 646-648. Central Institute of Medicinal and Aromatic Plants, 2000.
- [29] Yu, JG. Identification of the chemical components of two *Alpinia* species. *Zhong yao tong bao (Beijing, China: 1981)*, 13(6), 34-6, 1988.
- [30] De Pooter, HL., Omar, MN., Coolsaet, BA., & Schamp, NM. The essential oil of greater galanga (*Alpinia galanga*) from Malaysia. *Phytochemistry*, 24(1), 93-96, 1985.
- [31] Thomas, E., Shanmugan, J., and Rafi, MM. Antibacterial activity of plants belonging to Zingiberaceae family. *Biomedicine*, 16, 15-20, 1996.
- [32] Turker, A., & Usta, C. Biological activity of some medicinal plants sold in Turkish health-food stores. *Biotechnology and Biotechnological Equipment*, 20(3), 105, 2006.
- [33] Tachakittirungrod, S., & Chowwanapoonpohn, S. Comparison of antioxidant and antimicrobial activities of essential oils from *Hyptis suaveolens* and *Alpinia galanga* growing in northern Thailand. *J Nat Sci*, 6(1), 31-42, 2007.
- [34] Hsu, WY., Simonne, A., Weissman, A., & Kim, JM. Antimicrobial activity of greater galanga [*Alpinia galanga* (Linn.) Swartz.] flowers. *Food Science and Biotechnology*, 19(4), 873-880, 2010.
- [35] Oonmetta-aree, J., Suzuki, T., Gasaluck, P., & Eumkeb, G. Antimicrobial properties and action of galanga (*Alpinia galanga* Linn.) on *Staphylococcus aureus*. *LWT-Food Science and Technology*, 39(10), 1214-1220, 2006.
- [36] Farnsworth, NR., & Bunyapraphatsara, N. Antibacterial activity of Thai herbal extracts on acne involved microorganism. *Thai medicinal plants: recommended for primary health care system*. Medicinal Plant Information Center, 1992.
- [37] Janssen, AM., & Scheffer, JJC. Acetoxychavicol Acetate, an Antifungal Component of *Alpinia galanga*. *Planta medica*, 51(06), 507-511, 1985.

- [38] Ficker, CE., Smith, ML., Susiarti, S., Leaman, DJ., Irawati, C., & Arnason, JT. Inhibition of human pathogenic fungi by members of Zingiberaceae used by the Kenyah (Indonesian Borneo). *Journal of ethnopharmacology*, 85(2), 289-293, 2003.
- [39] Trakranrungsie, N., Chatchawanchonteera, A., & Khunkitti, W. Ethnoveterinary study for antidermatophytic activity of Piper betle, Alpinia galanga and Allium ascalonicum extracts *in vitro Research in veterinary science*, 84(1), 80-84, 2008.
- [40] Khattak, S., Ullah Shah, H., Ahmad, W., & Ahmad, M. Biological effects of indigenous medicinal plants Curcuma longa and Alpinia galanga. *Fitoterapia*, 76(2), 254-257, 2005.
- [41] Taechowisan, T., & Lumyong, S. Activity of endophytic actinomycetes from roots of Zingiber officinale and Alpinia galanga against phytopathogenic fungi. *Annals of microbiology*, 53(3), 291-298, 2003.
- [42] Tewtrakul, S., Subhadhirasakul, S., & Kummee, S. HIV-1 protease inhibitory effects of medicinal plants used as self medication by AIDS patients. *Songklanakarin J. Sci. Technol*, 25(2), 239-243, 2003.
- [43] Ye, Y., and Li, B. 1'S-1'-Acetoxychavicol acetate isolated from Alpinia galanga inhibits human immunodeficiency virus type1 replication by blocking Rev Transport. *J Gen Virol*, 87, 2047, 2006.
- [44] Sawangjaroen, N., Subhadhirasakul, S., Phongpaichit, S., Siripanth, C., Jamjaroen, K., & Sawangjaroen, K. The in vitro anti-giardial activity of extracts from plants that are used for self-medication by AIDS patients in southern Thailand. *Parasitology research*, 95(1), 17-21, 2005.
- [45] Sawangjaroen, N., Phongpaichit, S., Subhadhirasakul, S., Visutthi, M., Srisuwan, N., & Thammapalerd, N. The anti-amoebic activity of some medicinal plants used by AIDS patients in southern Thailand. *Parasitology research*, 98(6), 588-592, 2006.
- [46] Kaur, A., Singh, R., Dey, CS., Sharma, SS., Bhutani, KK., & Singh, IP. Antileishmanial phenylpropanoids from Alpinia galanga (Linn.) Willd. *Indian Journal of Experimental Biology*, 48, 314-317, 2010.
- [47] Chopra, IC., Khajuria, BN., & Chopra, CL. Antibacterial properties of volatile principles from Alpinia galanga and Acorus calamus. *Antibiotics and Chemotherapy*, 7, 378, 1957.
- [48] Kiuchi, F., Matsuo, K., Itano, Y., Ito, M., Honda, G., Qui, TK., & Aoki, T. Screening of natural medicines used in Vietnam for trypanocidal activity against epimastigotes of Trypanosoma cruzi. *Natural Medicines*, 56(2), 64-68, 2002.
- [49] Arambewela, L., and Wijesinghe, A. Srilankan Medicinal Plant Monographs and Analysis, Alpinia galanga. *Industrial Technology Institute & National Science Foundation*, 10, 2006.
- [50] CP. Khare, *Alpinia galanga – An Important Medicinal Plant: A review*. A Dictionary of Indian Medicinal Plant, Published by Springer India Pvt. Ltd., 37, 2007.
- [51] Ram P. Rastogi, BN. mahrotra, *An Important Medicinal Plant: A review*. Compendium of Indian Medicinal Plant. CDRI & National Institute of Science Communication and Information, New Delhi, IV, 6-37.
- [52] RK. Gupta, *Medicinal And Aromatic Plants*. Edition I, CBS Publisher & Distributors Pvt. Ltd. New Delhi, 468-469, 2010.
- [53] SB. Jaju, NH. Indurwade, DM. Sakarkar, NK. Fuloria, M. Ali, S. Das, SP. Basu, Galangoflavonoid Isolated from Rhizome of *Alpinia galanga* (L) Sw (Zingiberaceae) *Tropical Journal of Pharmaceutical Research*, 8 (6), 545-550, 2009.
- [54] Ye Ying, Li BaoAn, Effects of Lactic fermentation on total polyphenol content and antioxidant activity of Galanga. *Journal of General Virology*, 87 (7), 2047-2053, 2006.
- [55] H. Matsuda, T. Morikawa, H. Managi, M. Yoshikawa, *An Important Medicinal Plant: A review*. *Bioorganic & Medicinal Chemistry Letters*, 13 (19), 3197-3202, 2003.
- [56] K.Kubota, K. Nakamura, A. Kobayashi, M. Amaike, *An Important Medicinal Plant: A review* *Journal of Agricultural and Food Chemistry*, 46 (12), 5244-5247, 1998.
- [57] XiaoGen Yang, RG. Eilerman, *Pungent Principal of Alpinia galangal* (L.) Swartz and Its Applications. *Journal of Agricultural and Food Chemistry*, 47 (4), 1657-1662, 1999.
- [58] SB. Jaju, NH. Indurwade, DM. Sakarkar, M. Ali, NK. Fuloria, NJ. Duragkar, *An Important Medicinal Plant: A review*. *Asian Journal of chemistry*, 21 (3), 2350-2356, 2009.
- [59] XL. Zhu, MH. Yang, JG. Luo, XF. Huang, LY. Kong, *Current pharmacological and phytochemical studies*. *Chinese Journal of Natural Medicine*, 7 (1), 19-20, 2009.
- [60] Y. Someya, A. Kobayashi, K. Kubota, *Alpinia galanga* (L.) Willd. *Bioscience, Biotechnology and Biochemistry*, 2001, 65 (4), 950-953.
- [61] BR. Barik, AB. Kundu, AK. Dey, *Antioxidant Activities and Antioxidative Components in Extracts of Alpinia galanga* (L.) Sw. *Phytochemistry*, 26 (27), 2126-2127, 1987.

- [62] T. Taechowisan, a. Wanbanjob, p. Tuntiwachwuttikul, w. C. Taylor, in-vitro antifungal activity of different combination ratios of *alpinia galanga* (white ginger) root and *piper betle* (betel) leaf extractions. *Annals of microbiology*, 56 (2), 113-117, 2006.
- [63] T. Taechowisan, S.Lumyong, Activity of endophytic actinomycetes from roots of *Zingiber officinale* and *Alpinia galanga* against phytopathogenic fungi *Annals of Microbiology*, 53 (3), 291-298, 2003.
- [64] H. Haraguchi, Y. Kuwata, K. Inada, K. Shingu, K. Miyahara, M. Nagao, A. Yagi, An Important Medicinal Plant: A review. *Planta Medica*, 62 (4), 308-313.1996.
- [65] Thomas Elsamra, J. Shanmugam, M. M. Rafi, An Important Medicinal Plant: A review. *Biomedicine*, 16 (2/3), 15-20, 1996.
- [66] H. Haraguchi, Y. Kuwata, K. Inada, K. Shingu, K. Miyahara, M. Nagao, A. Yagi, An Important Medicinal Plant: A review. *Planta Medica*, 62 (4), 308-313, 1996.
- [67] T. Taechowisan, S. Lumyong, Chitinase production by endophytic *Streptomyces aureofaciens* CMUAc130 and its antagonism against phytopathogenic fungi. *Annals of Microbiology*, 53 (3), 291-298, 2003.
- [68] Thuy Quynh, Thi Vuong, W. Duszkiwicz-Reinhard, An Important Medicinal Plant: A review. *Journal of Essential Oil-Bearing Plants*, 7 (2), 165-170, 2004.
- [69] K. Chukanhom, P. Borisuthpeth, K. Hatai, An Important Medicinal Plant: A review. *Biocontrol Science*, 10 (3), 105-109, 2005.
- [70] Songlen Hong, ChungHsing Chang, Erythema multiforme-like generalized allergic contact dermatitis caused by *Alpinia galangal* *Contact Dermatitis*, 54 (2), 118-120, 2006.
- [71] J. Oonmetta-aree, T. Suzuki, P. Gasaluck, G. Eumkeb, Antimicrobial properties and action of galangal (*Alpinia galanga* Linn.) on *Staphylococcus aureus* *LWT - Food Science and Technology*, 39 (10), 1214-1220, 2006.
- [72] N. Trakranrungsie, A. Chatchawanchooteera, W. Khunkitti, The Pharmacological Activities of *Alpinia galangal* - A Review *Research in Veterinary Science*, 84 (1), 80-84, 2008.
- [73] C. Latha, V. D. Shriram, S. S. Jahagirdar, P. K. Dhakephalkar, S. R. Rojatkhar, An Important Medicinal Plant: A review. *Journal of Ethnopharmacology*, 123 (3), 522-525, 2009.
- [74] JAJ. Sunilson, R. Suraj, G. Rejitha, K. Anandarajagopal, AV. AG. Kumari, P. Promwichit, In vitro antimicrobial evaluation of *Zingiber officinale*, *American Journal of Food Technology*, 4 (5), 192-200, 2009.
- [75] P. Yamsakul, S. Kongkhaew, T. Yano, V. Sukprasitch, W. Prakattagomol, S. Ogonoki, The antibacterial and bactericidal activity of *Alpinia galanga* extracts to referent strain of pathogenic bacteria of pig *in vivo*. Proceedings of the 47th Kasetsart University Annual Conference, Kasetsart, 17-20 March, 2009, Subject: Veterinary Medicine, 208-215, 2009.
- [76] W. Pompimon, J. Jomduang, U. Prawat, S. Mankhetkorn, Anti-Phytophthora capsici Activities and Potential Use as Antifungal in Agriculture of *Alpinia galanga* Swartz, *Curcuma longa* Linn, *Boesenbergia pandurata* Schut and *Chromolaena odorata*: Bioactivities Guided Isolation of Active Ingredients *American Journal of Agricultural and Biological Sciences*, 4 (1), 83-91, 2009.
- [77] H. Matsuda, T. Morikawa, H. Managi, M. Yoshikawa, The Pharmacological Activities of *Alpinia galangal* - A Review *Bioorganic & Medicinal Chemistry Letters*, 13 (19), 3197-3202, 2003.
- [78] R. Satish, R. Dhananjayan, *Alpinia*: the gold mine of future therapeutics. *Biomedicine*, 23 (1/2), 91-96, 2003.
- [79] M. Nagashekhar, H. N. Shivaprasad, An Important Medicinal Plant: A review. *Biomed*, 1 (1), 63-68, 2006.
- [80] Shivkanya Jaju, Nitin Indurwade, Dinesh Sakarkar, Neeraj Fuloria, Mohamad Ali, Isolation of galangolalloside from rhizomes of *Alpinia galangal*. *International Journal of Green Pharmacy*, 3 (2), 144-147, 2009.
- [81] W. Pompimon, J. Jomduang, U. Prawat, S. Mankhetkorn, Anti-Phytophthora capsici Activities and Potential Use as Antifungal in Agriculture of *Alpinia galanga* Swartz, *Curcuma longa* Linn, *Boesenbergia pandurata* Schut and *Chromolaena odorata*: Bioactivities Guided Isolation of Active Ingredients *American Journal of Agricultural and Biological Sciences*, 4 (1), 83-91, 2009.
- [82] N. Trakranrungsie, A. Chatchawanchooteera, W. Khunkitti, Plant derived antifungals- trends and potential applications in veterinary medicine: A mini-review. *Research in Veterinary Science*, 84 (1), 80-84, 2008.
- [83] Ye Ying, Li BaoAn, 1'S-1'-Acetoxychavicol acetate isolated from *Alpinia galanga* inhibits human immunodeficiency virus type 1 replication by blocking Rev transport *Journal of General Virology*, 87 (7), 2047-2053, 2006.

- [84] D. Bendjeddou, K. Lalaoui, D. Satta, *Alpinia pricei* Rhizome Extracts Induce Cell Cycle Arrest in Human Squamous Carcinoma KB Cells and Suppress Tumor Growth in Nude Mice *Journal of Ethnopharmacology*, 88 (2/3), 155- 160, 2003.
- [85] MS. Akhtar, MA. Khan, MT. Malik, Formula sabun transparan antijamur dengan bahan aktif ekstrak lengkuas (*alpinia galanga* L.swartz.) *Fitoterapia*, 73 (7/8), 623-628, 2002.
- [86] K. Kubota, Y. Ueda, M. Yasuda, A. Masuda, Occurrence and antioxidative activity of 1'- acetoxychavicol acetate and its related compounds in the rhizomes of *Alpinia galanga* during cooking. Food flavors and chemistry: advances of the new millennium. Proceedings of the 10th International Flavor Conference, Paros, Greece, 4-7 July 2000, 601-607,2001.
- [87] N. Mahae, S. Chaiseri, Antioxidant activities and antioxidative components in extracts of *Alpinia galanga* (L.) Sw. *Kasetsart Journal, Natural Sciences*, 43 (2), 358-369, 2009.
- [88] LF. Wong, YY. Lim, M. Omar, antioxidant and antimicrobial activities of some *alpinia* species. *Journal of Food Biochemistry*, 33 (6), 835-851,2009.
- [89] MA. Al-Yahya, S. Rafatullah, JS. Mossa, AM. Ageel, MS. Al-Said, M. Tariq, Gastric antisecretory, antiulcer and cytoprotective properties of ethanolic extract of *Alpinia galanga* willd in rats *Phytotherapy Research*, 4 (3), 112-114, 1990.
- [90] S. Qureshi, AH. Shah, MM. Ahmed, S. Rafatullah, F. Bibi, AM. Al-Bekairi, Alternative treatment of reduced semen quality with plant extracts. *International Journal of Pharmacognosy*, 32 (2), 171-177, 1994.
- [91] S. Dadang Riyanto, K. Ohsawa, An Important Medicinal Plant: A review. *Journal of Pesticide Science*, 23 (3), 304-307, 1998.
- [92] VB. Rajpal, DPS. Kohli, "Herbal Drug Industry", Edition II, Published by Business Horizons, New Delhi, 100-101, 2009.
- [93] KR. Kirtikar, BD. Basu, "Indian Medicinal Plants", Edition IV, Published by International Book Distributors, Dehradun (Uttranchal), 2444-2447.
- [94] Ram P. Rastogi, BN. mahrotra, "Compendium of Indian Medicinal Plant", IV:6-37 CDRI, & National Institute of Science Communication and Information, New Delhi,.
- [95] RN. Chopra, SL. Nayar, IC. Chopra, "Glossary of Indian Medicinal Plant", Edition VII, 16, Published by NISCAIR Press, New Delhi, 2006.
- [96] The Review of Natural Product, Edition II, Published by Fact and Comparison 111 West Port Plaza, Missouri, 2002;pp.29-30.